



2017



Building Value  
Into Building Products®

**Fresh Ideas for the Home.**









## ODL Builds Products That Build Value Into Your Home.

Designs for every taste, architectural style, and home décor. Products that bring the outdoors—natural light, fresh air—indoors.

Ideas that change the game. Styles from classic to craftsman, old world to contemporary.

Solutions for privacy or connection, small spaces, entryways or back porches. Decorative doorglass, transoms, sidelights, retractable screen doors, add-on blinds for doors, severe weather doorglass, and much more.

**More than 70 Years of Building Value Into Building Products**

## Research. Refine. Design.

### Leaders in Innovation. Leaders in Market.

We keep a close eye on building and design trends and respond quickly—getting great new ideas and designs to the market with agility and speed. You won't find anyone with more experience, better ideas, and a keener eye on the building products market than ODL.



### Perspectives Textured Doorglass

ODL is pleased to have Blanca, Cumulus, Geo-Text, Linen, Mosaic, Vapor, Rain, Streamed and Micro-Granite to create the Perspectives Textured Doorglass Collection. These textures bring beautiful aesthetics and varying degrees of light and privacy into your home.



### Destination Doorglass

ODL's Destination line reflects the trends we are seeing in home design and entry door/doorglass preferences. Four doorglass styles have higher levels of privacy, and each offers a unique minimalist design. Unique because your home and your style are your own. Just like the destination that draws you to it.



The eye on the market allows us to offer solutions for the home. From new decorative doorglass designs to Brisa Retractable Screen Doors and Light-Touch® Enclosed Blinds, we continue to research and refine products that make your home a masterpiece.



### Spotlights® Doorglass

Trends come and go. Good design lasts. As do good memories. Of homes you grew up in. Of architectural styles you've admired. Spotlights doorglass, from ODL, celebrates the best of your design history.

Put the spotlight on...your style, your price, your architectural expression, your entry door, your home.



### Brisa Retractable Screen Doors

Brisa Retractable Screen Doors offer homeowners a fresh approach to traditional screen doors. Like hinged screen doors, Brisa allows fresh air to circulate into the home. But Brisa does that without all the banging and slamming and in-the-way hassles of a traditional hinged screen door.






Geo-Tex



Cumulus



Blanca

## PERSPECTIVES Style

**A view. A viewpoint.**

**A city skyline. An attraction to cultural artifacts.**

**A swirl of clouds. A cosmopolitan sensibility.**

**A colorful marketplace. An appreciation for tradition and trends.**

**The front door of your home. A perspective on what lies beyond.**

ODL considered views and viewpoints from around the world as we designed our Perspectives line. Textures, colors, patterns, terrain, objects, cultural influences—all led to this diverse collection of privacy glass styles for your entry door.

Striking the right balance between privacy and security for your home's entry and a desired level of natural light can be tricky. Move the scale too far to one side and you end up with a dark entryway. Move it too far to the other and you end with too much visibility into your home. Privacy glass offers a balance of the two. It filters glass for privacy without filtering light.

Each of Perspectives' nine styles brings a unique perspective to your door and home. Each offers an understated, minimalist approach to doorglass design. Each provides textures and patterns that create privacy. And all give you what only glass can: a dynamic and beautiful play of shadow and light.





Micro-Granite



Mosaic



Linen



Rain



Vapor



Streamed



Journey's End    Landing Place    Safe Haven



# DESTINATION Inspired

## Your Destination.

A place you want to be.

A place that puts you at ease.

A place that draws you to it.

Trends in home design and architecture, including entryway and door designs, show an increasing desire for minimalist styles. People are looking for clean and simple doorglass options with both linear and organic patterns. They desire doorglass designs that offers both visual privacy and access to natural light. Destination doorglass patterns offer a balance of the two; they filter glass for privacy without filtering light.

Though trends in home design change over time, one thing stays the same: A person's home is their sanctuary. It's the place where you can shake off a busy day, relax with a book, and welcome family and friends; where you are surrounded by things that make you feel good, that reflect who you are. Home is the place you want to be, your favorite destination.







Journey's End

Landing Place

Safe Haven



## DESTINATION Style


# Destination Home

Destination doorglass for entry doors makes coming home just a little nicer.

ODL's Destination line reflects the trends we are seeing in home design and entry door/doorglass preferences. Four doorglass styles have higher levels of privacy, and each offers a unique minimalist design. Unique because your home and your style are your own. Just like the destination that draws you to it.

What does your destination look like?







# Spotlights®

## DOORGLASS

*Authentic Design for the Architecture Enthusiast™*

### SPOTLIGHTS DOORGLASS ... FOR THE ARCHITECTURE ENTHUSIAST

Trends come and go. Good design lasts. As do good memories. Of homes you grew up in. Of architectural styles you've admired. Spotlights doorglass, from ODL, celebrates the best of your design history.

Put the spotlight on...your style, your price, your architectural expression, your entry door, your home.



**Colonial Style:** Elaborate front doors, decorative crown pediments, fanlights and sidelights, symmetrical windows, columned porches.

1920's-1930's

1940's

1910's



**Victorian Style:** Steep and multi-faceted roofline, towers, wood siding in vibrant colors, wrap-around porch, decorative trim.



**Craftsman Style:** Low-pitched gabled or hip roofs, bands of casement windows, decorative glass, natural materials.

### True To Form

Architectural style is what gives a home character. The charm of bungalows. The geometric patterns of mid-century minimalism. History revisited in Georgian revivals and Colonials. The horizontal stretch of ranch homes and the vertical stack of bi-levels and tri-levels.

Because you're inspired by your home's architecture or the vision of the one you're building, Spotlights® doorglass is for you. It's the finishing touch for the discerning homeowner who appreciates architecture and the spirit of good design.





**Tudor Style:** Pitched roofs, herringbone brickwork, tall mullioned windows, high chimneys, dormer windows.



**Mid-Century Modern Style:** Low pitched or flat roofs, walls of glass, natural and industrial materials, open floor plans looking out into nature.

1950's

1960's

1970's

1980's

1990's

2000 +



**Ranch Style:** Hipped or gabled roofs, natural materials, open floor plans.



**Split-Level Style:** Multiple levels, defining interior spaces. Wide variety of roof types, floor-plan configurations and exterior materials.



**Suburban Modern Style:** Wide variety of traditional styles, re-interpreted into suburban context. Typically gabled roofs, wood or vinyl siding.




**Eclectic Style:** Characteristically unique, use of various styles, blended together into a single composition.

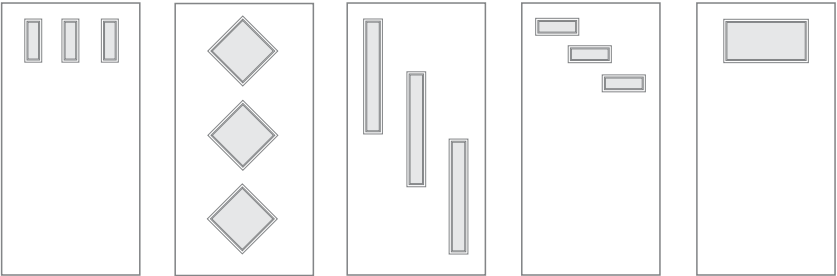


Fit The Bill

Spotlights gives you options that make it easier to meet your renovation and construction goals. Five doorglass sizes and seven glass options give you flexibility to create a unique look that complements the architecture of your home. Small and large glass sizes, horizontal and vertical shapes, and choices for the number, orientation, and type of glass give you plenty of flexibility for exactly the style, privacy, and price you desire.



MODEL	651	694	840	842	843
SIZE	22" X 10"	7" X 64"	12" X 12"	22" X 3.5"	11" X 5"



ALTERNATE CONFIGURATIONS



## Heighten The Performance

Spotlights is constructed with performance features that style-savvy homeowners look for.

Spotlights' **FiberMate® molded and textured frame** works equally well for painting or staining.

FiberMate's material formulation out performs lesser quality frames: the frame's construction resists both warping and deformation from heat buildup and can be used with dark finishes.




Spotlights' **compression foam tape seal** construction eliminates the oozing and sticky mess of wet caulk products. The frame seal's design is also engineered to extend the life of your door frame. If damaged doorglass needs to be replaced, you can do so without having to replace the frame as well. The modern Spotlights frame with compression foam tape seal is removed from the door, damaged glass repaired or replaced, and the frame reinstalled. Insulated glass and a well-constructed frame unit make Spotlights energy efficient.

**Seated screw hole plugs** allow for easy alignment and match the frame's grain direction, resulting in a uniform, finished aesthetic.

## Keep It Real

Spotlights are true to the character of your home's aesthetics. Clear, Low E, Cubed, Frosted, Rain and Circuit glass; perforated chain-link metal inserts; and architecturally authentic frame profiles create the minimalist aesthetic and functional attributes you're wanting in your home.

The textured grain in Spotlights' frames is reminiscent of classic mid-century maple and birch furniture. The uniform and subtle grain provides a perfect surface for paint or stain.



Compression Foam Tape Seal



Seated Screw Hole Plug



Screw Hole Plugs



Colonial Victorian Country French Provincial Traditional



# CLASSIC Inspired



## Classic

Of the first or highest quality, class, or rank.

Serving as a standard, model, or guide.

Of or pertaining to Greek and Roman antiquity, especially with reference to literature and art.









Colonial Victorian Country French Provincial Traditional




CLASSIC Style

## Time honored designs

Fads come and go, but classic designs are always in style. Our Classic Collection offers timeless masterpieces with traditional elements such as floral designs and diamond patterns. Choose from a rich variety of doorglass styles that will provide enduring beauty and lasting value for your home.







Modern Contemporary Urban Loft Minimalist



*Contemporary* Inspired

## Contemporary

Existing, occurring, or living at the same time; belonging to the same time.

Of about the same age or date.

Conforming to modern or current ideas in style, fashion, design, etc.









Modern Contemporary Urban Loft Minimalist



## *Contemporary* Style

# Refreshing styles for today

Our Contemporary Collection is for the homeowner who lives in the now. The Collection reflects a modern design sensibility with its sleek styles and sculptural forms, quiet patterns and bold statements—all with an appropriately contemporary twist. Perfect for keeping your home's entryway fresh and current.





Prairie Arts & Crafts Craftsman Bungalow Mission



# CRAFTSMAN Inspired



## Craftsman

A person who practices or is highly skilled in a craft; artisan.

A member of a skilled trade.










Prairie Arts & Crafts Craftsman Bungalow Mission



# Natural style, crafted beauty

Our Craftsman Collection celebrates the art of handiwork and the beauty of natural materials. Each doorglass design expresses simplicity of form through balanced, geometric patterns that will blend gracefully with the inside and outside of your home.







Mediterranean European Spanish Rustic Southwest



# Old World Inspired

## Old World

Of or pertaining to the ancient world or to a former period of history.

Of or pertaining to the Old World.

Of or characteristic of former times, especially in Europe, quaint or traditional.







Mediterranean European Spanish Rustic Southwest




## Old World Style

# Historical motifs translated for today

An appreciation for the aged and elegant, for the beauty of raw materials shaped into fine forms in the hands of skilled artisans. Our Old World Collection is for homeowners who prefer wrought iron and rich patinas over highly polished finishes and ornamental scrolling over geometric patterns. This collection features a number of designs that will blend beautifully with the old world architecture of your home.







## ADD-ON BLINDS FOR DOORS



### **Add-On Blinds for Doors**

#### **A WELCOME ADDITION TO YOUR DOOR.**

Add-On Blinds provide privacy and light control without the hassles of traditional treatments and install easily over existing doorglass.

## SEVERE WEATHER DOORGLASS




Laminated Glass

### **Severe Weather Doorglass**

An attractive alternative to storm shutters. Available as an option in select decorative and clear doorglass, grilles between glass, and doorglass blinds.



## ADDITIONAL DOORGLASS CHOICES



Grilles Between Glass

### **Clear Glass, Low-E Glass, Grilles Between Glass**

We offer a full assortment of clear glass, Low-E glass, and grilles between glass, to fit any style home.



Simulated Divided Lights

### **Simulated Divided Lights**


A mill finish grille between glass with external grilles provides the look of a true divided light.




# LIGHT-TOUCH® ENCLOSED BLINDS

No detail has been overlooked in our line of Light-Touch Blinds. Its ergonomically considered design places the fingertip control within easy reach. A single operation lets you tilt the blinds and raise and lower them the entire length of the doorglass—with only the slightest movement required. Even the control's shape is made to naturally fit the fingertip.


An innovative design results in stacked blinds that take up the smallest of space at the top of the doorglass when fully opened. Privacy channels on each side of the doorglass eliminate light gaps when the blinds are closed—no streetlight shadows or sunlight glare. The glass seal is warranted for 20 years.



Blinds lower neatly within full privacy channels to eliminate light gaps. Uniform color in components provides a clean aesthetic look.



Light-Touch privacy channel



Single operator



Available in  
White or Tan

- The single operator lets you raise, lower or tilt the blinds in an easy slight movement.
- Ergonomic design principles place fingertip control within easy reach.
- Blinds adjust for complete light block, and the privacy channels on each side eliminate light gaps when the blinds are closed— no street light shadows or sunlight glare.
- More privacy at night and increased sense of security.




# TRIPLE-GLAZED DOORGLASS BLINDS

These blinds are a perfect choice for people who value energy savings and quiet. And who doesn't? The triple-glaze design reduces heat transmission by up to 28 percent with the Low-E glass option and carries a 35 STC rating for sound suppression. Beyond the comforts and practicalities of a triple-glazed doorglass lie stylish details. Grilles add a warm aesthetic. And blind slats disappear behind the valance when they are fully raised for a clean, finished look. Blinds tilt and raise and lower the entire length of the doorglass. The glass seal is warranted for 20 years.



11/16" Contoured Grille  
Available in white only



SIDE OPERATOR

TOP VALANCE

BLINDS DISAPPEAR WHEN OPEN



TRIPLE-GLAZED  
ENCLOSED BLINDS & GRILLES  
FULL DOORLIGHTS 686-CGBG-RLB 15-LIGHT

Triple-Glazed Blinds can be used in doors to meet ENERGY STAR® criteria.

# FLUSH-GLAZED ENCLOSED BLINDS

Welcome a practical, carefree approach to controlling the privacy and light of your hinged patio doors with Flush Glazed Enclosed Blinds. Say goodbye to swinging, banging blinds and dented slats. So long to the time-consuming task of dusting and cleaning blinds. Say hello to a maintenance-free approach that securely places blinds between your patio door's glass and allows you to select exactly the light and privacy your desire with a single fingertip control. When fully raised, Flush Glazed Enclosed Blinds slats stack thinly, leaving you a clean look and uncluttered view. When fully closed and lowered, they provide full coverage of your doorglass. The slats are made of non-fading or yellowing white aluminum. The dual pane tempered glass improves energy efficiency. Flush Glazed Enclosed Blinds are offered with Low-E glass and qualify as a 2015 Energy Star® compliant product when used with an Energy Star compliant door.





# BRISA

Retractable Screen Door

## Discover Brisa's Fresh Approach.

Brisa Retractable Screen Doors offer homeowners a fresh approach to traditional screen doors. Like hinged screen doors, Brisa allows fresh air to circulate into the home. But Brisa does that without all the banging and slamming and in-the-way hassles of a traditional hinged screen door.

Brisa's full-view screen also fully retracts when not in use so it doesn't get in the way. It's there when you need it and out of sight when you don't.



Quick-Snap  
Track

### More Gliding. Less Slamming.

The innovative E-Z Glide System provides a smooth and steady screen operation when screen is opened or closed.

### Durability has never been so beautiful.

An outer-trim installation creates a full opening for fresh air circulation, unobstructed view, and pass-through space.

### If you have 30 minutes, we have the solution.

Brisa easily installs in 30 minutes or less. Only one tool (power drill/screw-driver) is needed and no cutting is required for doors 32" - 36".



Fast & Easy  
Installation



36

Single Door



Double Door




Sliding Door





Latch/lock design provides secure one-hand operation.



Subtle stripes are woven into the screen to help prevent walk-through on bright sunny days.



# Deco Families

## PERSPECTIVES TEXTURED DOORGLASS

**Blanca**



**Cumulus**



**Geo-Tex**



**Linen**



**Micro-Granite**



**Mosaic**



**Rain**



## CLASSIC


**Bristol**

Satin Nickel



**Cadence**

Patina



**Carrollton**

Patina



**Expressions**

Satin Nickel



**Grace**

Nickel or Patina



**Heirlooms**

Brass or Satin Nickel



**Majestic**

Brass, Nickel or Patina



**Nouveau**

Brass, Nickel or Patina



## CRAFTSMAN

**Greenfield**

Oil-Rubbed Bronze



**Madison**

Nickel Vein  
Wrought Iron



**Mohave**

Oil-Rubbed Bronze




**Monterey**

Satin Nickel or Patina



**Oak Park**

Patina



**Topaz**

Patina





## DESTINATION DOORGLASS


**Streamed**



**Vapor**



**Courtyard**  
Nickel Vein  
Wrought Iron



**Crosswalk**  
Nickel



**Parkway**  
Brass



**Waterside**  
Black Chrome




## CONTEMPORARY

**Piña**  
Antique Brass



**Tierna**  
Patina



**Trace**  
Silkscreen




**Entropy**  
Black Chrome



**Impressions**  
Cast Resin



**Radiant Hues**  
Nickel



**Renewed Impressions**  
Nickel



## OLD WORLD

**Avant**  
Black Chrome



**Catalina**  
Bronze Vein  
Wrought Iron



**Elegant Star**  
Nickel or Patina



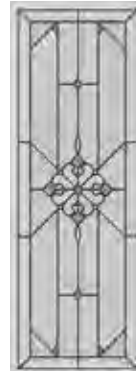
**Elegant Star**  
Wrought Iron




**Jacinto**  
Wrought Iron



**Medallia**  
Patina
































































**Mediterranean**  
Wrought Iron



**Paris**  
Patina







































































## Perspectives Textured Doorglass

	BLANCA	612 22x80	493 8x80	686/687 22x64 20x64	624 14x64	694/690 7x64 8x64	607 22x48	422 8x48	684/672 22x36 20x36	692 8x36	Craftsman <sup>†</sup> LIGHTS	Craftsman <sup>†</sup> LIGHTS	Craftsman <sup>†</sup> LIGHTS	819 <sup>†</sup> 8x64		
	Privacy Rating: 9 Blanca Silk Screened Glass															
											814 <sup>†</sup> 25x15¼	817 <sup>†</sup> 25x15¼	818 <sup>†</sup> 25x15¼			
												866 <sup>†</sup> 22x15¼	867 <sup>†</sup> 22x15¼	868 <sup>†</sup> 22x15¼		
												876 <sup>†</sup> /886 21.3 x16	877/887 <sup>†</sup> 21.3 x16	878/888 <sup>†</sup> 21.3 x16		
	CUMULUS	612 22x80	493 8x80	686/687 22x64 20x64	694/690 7x64 8x64	607 22x48	422 8x48	684/672 22x36 20x36	692 8x36	Craftsman <sup>†</sup> LIGHTS	819 <sup>†</sup> 8x64					
	Privacy Rating: 8 Cumulus Textured Glass															
										814 <sup>†</sup> 25x15¼						
										866 <sup>†</sup> 22x15¼						
										876 <sup>†</sup> /886 21.3 x16						
	GEO-TEX	612 22x80	493 8x80	686/687 22x64 20x64	694/690 7x64 8x64	607 22x48	422 8x48	684/672 22x36 20x36	692 8x36	Craftsman <sup>†</sup> LIGHTS	819 <sup>†</sup> 8x64					
	Privacy Rating: 9 Geo-Text Textured Glass															
										814 <sup>†</sup> 25x15¼						
										866 <sup>†</sup> 22x15¼						
										876 <sup>†</sup> /886 21.3 x16						
	LINEN	612 22x80	493 8x80	686 22x64	694/690 7x64 8x64	607 22x48	422 8x48	684/672 22x36 20x36	692 8x36							
	Privacy Rating: 9 Linen Acid Etched Glass															
	MICRO-GRANITE	612 22x80	493 8x80	686/687 22x64 20x64	624 14x64	694/690 7x64 8x64	607 22x48	422 8x48	684/672 22x36 20x36	692 8x36	Craftsman <sup>†</sup> LIGHTS	Craftsman <sup>†</sup> LIGHTS	Craftsman <sup>†</sup> LIGHTS	819 <sup>†</sup> 8x64	820 <sup>†</sup> 7x15¼	
	Privacy Rating: 9 Micro-Granite Textured Glass															
											814 <sup>†</sup> 25x15¼	817 <sup>†</sup> 25x15¼	818 <sup>†</sup> 25x15¼			
											866 <sup>†</sup> 22x15¼	867 <sup>†</sup> 22x15¼	868 <sup>†</sup> 22x15¼			
												876 <sup>†</sup> /886 21.3 x16	877/887 <sup>†</sup> 21.3 x16	878/888 <sup>†</sup> 21.3 x16		
										659 Sunburst	660 Sunburst					
																

† Model 800 series Craftsman frames are a flat profile that is different from the traditional profile.


























## Perspectives Textured Doorglass













	MOSAIC	612 22x80	493 8x80	686/687 22x64 20x64	624 14x64	694/690 7x64 8x64	607 22x48	422 8x48	684/672 22x36 20x36	692 8x36	Craftsman <sup>†</sup> LIGHTS	819 <sup>†</sup> 8x64		
	Privacy Rating: 8 Mosaic Textured Glass										 814 <sup>†</sup> 25x15¼	 866 <sup>†</sup> 22x15¼	 876 <sup>†</sup> /886 21.3 x16	
	RAIN	612 22x80	493 8x80	686/687 22x64 20x64	624 14x64	694/690 7x64 8x64	949 3/4 Oval	607 22x48	422 8x48	Craftsman <sup>†</sup> LIGHTS	Craftsman <sup>†</sup> LIGHTS	Craftsman <sup>†</sup> LIGHTS	819 <sup>†</sup> 8x64	820 <sup>†</sup> 7x15¼
	Privacy Rating: 9 Rain Textured Glass									 814 <sup>†</sup> 25x15¼	 866 <sup>†</sup> 22x15¼	 817 <sup>†</sup> 25x15¼	 867 <sup>†</sup> 22x15¼	 818 <sup>†</sup> 25x15¼
											 868 <sup>†</sup> 22x15¼	 877/887 <sup>†</sup> 21.3 x16	 878/888 <sup>†</sup> 21.3 x16	
		684/672 22x36 20x36	673 22x36	681 22x36	605 22x36	692 8x36	659 Sunburst	660 Sunburst	640 7.5x18.5	664/680 22x6 8x6				
														
	STREAMED	612 22x80	493 8x80	686/687 22x64 20x64	624 14x64	694/690 7x64 8x64	607 22x48	422 8x48	684/672 22x36 20x36	692 8x36	640 7.5x18.5	Craftsman <sup>†</sup> LIGHTS	Craftsman <sup>†</sup> LIGHTS	819 <sup>†</sup> 8x64
	Privacy Rating: 9 Streamed Textured Glass											 814 <sup>†</sup> 25x15¼	 866 <sup>†</sup> 22x15¼	 876 <sup>†</sup> /886 21.3 x16
													 817 <sup>†</sup> 25x15¼	 867 <sup>†</sup> 22x15¼
	VAPOR	612 22x80	493 8x80	686/687 22x64 20x64	694/690 7x64 8x64	607 22x48	422 8x48	684/672 22x36 20x36	692 8x36	640 7.5x18.5	Craftsman <sup>†</sup> LIGHTS	819 <sup>†</sup> 8x64		
	Privacy Rating: 6 Vapor Textured Glass										 814 <sup>†</sup> 25x15¼	 866 <sup>†</sup> 22x15¼	 876 <sup>†</sup> /886 21.3 x16	










<sup>†</sup> Model 800 series Craftsman frames are a flat profile that is different from the traditional profile.

## Destination Doorglass

	<b>COURTYARD</b> ©2016 ODL											
Nickel Vein Wrought Iron Privacy Rating: 9 Granite Glass		612 22x80	493 8x80	686/687 22x64 20x64	694/690 7x64 8x64	949 3/4 Oval	607 22x48	422 8x48	684 22x36	692 8x36	Craftsman <sup>†</sup> LIGHTS	819 <sup>†</sup> 8x64
											814 <sup>†</sup> 25x15¼	
											866 <sup>†</sup> 22x15¼	
											876 <sup>†</sup> 21.3 x16	

	<b>CROSSWALK</b> ©2016 ODL										
Nickel Caming Privacy Rating: 8 Micro-Iced Granite Glass Gray Software Glass Clear Software Glass		612 22x80	493 8x80	686 22x64	694/690 7x64 8x64	949 22x48	607 8x48	684 22x36	692 8x36	Craftsman <sup>†</sup> LIGHTS	819 <sup>†</sup> 8x64
										814 <sup>†</sup> 25x15¼	
										866 <sup>†</sup> 22x15¼	
										876 <sup>†</sup> 21.3 x16	

	<b>PARKWAY</b> ©2016 ODL											
Brass Caming Privacy Rating: 9 Micro-Iced Granite Glass Streamed Glass		612 22x80	493 8x80	686 22x64	694/690 7x64 8x64	949 3/4 Oval	607 22x48	422 8x48	684 22x36	692 8x36	Craftsman <sup>†</sup> LIGHTS	819 <sup>†</sup> 8x64
											814 <sup>†</sup> 25x15¼	
											866 <sup>†</sup> 22x15¼	
											876 <sup>†</sup> 21.3 x16	













	<b>WATERSIDE</b> ©2016 ODL								
Black Chrome Caming Privacy Rating: 8 Clear Software Glass Streamed Glass		612 22x80	493 8x80	686/687 22x64 20x64	694/690 7x64 8x64	949 22x48	607 8x48	684 22x36	692 8x36











† Model 800 series Craftsman frames are a flat profile that is different from the traditional profile.

























Doorglass is grouped in price categories from A to D—A being the most expensive, D being the least.

## Classic Style

<b>BRISTOL</b>		612	493	686/687	694/690	949	607	422	684	673	692	506
		22x80	8x80	22x64 20x64	7x64 8x64	3/4 Oval	22x48	8x48	22x36	22x36	8x36	TRANSOM
	Group C											
	Satin Nickel Caming											
	Privacy Rating: 7											
	Hammered Glass											
	Granite Glass											
Clear Bevels												





























































<b>CADENCE</b>		612	493	919	686	694/690	949	607	422	516
		22x80	8x80	Full Oval	22x64	7x64 8x64	3/4 Oval	22x48	8x48	TRANSOM
	Group A									
	Patina Caming									
	Privacy Rating: 5									
	Hammered Glass									
	Ripple Glass									
Clear Bevels										

<b>CARROLLTON</b>		612	493	686	694/690	949	607	422	684	692
		22x80	8x80	22x64	7x64 8x64	3/4 Oval	22x48	8x48	22x36	8x36
	Group C									
	Patina Caming									
	Privacy Rating: 7									
	Clear Bevels									
	Clear Soft Wave Glass									
Double Glue Chip Glass										

<b>EXPRESSIONS</b>		612	493	919	686	694/690	607	422	684	692	516	521
		22x80	8x80	Full Oval	22x64	7x64 8x64	22x48	8x48	22x36	8x36	TRANSOM	TRANSOM
	Group A											
	Satin Nickel Caming											
	Privacy Rating: 4											
	Granite Glass											
	Clear Bevels											
Gray Renaissance Glass												

## Classic Style

Doorglass is grouped in price categories from A to D—A being the most expensive, D being the least.

	<b>GRACE</b> ©2013 ODL	612 22x80	493 8x80	919 Full Oval	686 22x64	694/690 7x64 8x64	949 3/4 Oval	607 22x48	422 8x48	632 CtrArch	684 22x36	673 22x36	692 8x36	648 22x10	659 Sunburst
	Group D Nickel or Patina Caming Privacy Rating: 7 Granite Glass Micro-Granite Glass Micro-Cubed Glass Clear Bevels														
	<b>HEIRLOOMS</b>	612 22x80	493 8x80	919 Full Oval	686/687 22x64 20x64	636 22x64	694/690 7x64 8x64	949 3/4 Oval	607 22x48	422 8x48	632 CtrArch	684/672 22x36 20x36	692 8x36	640 7.5x18.5	659 Sunburst
	Group B Brass or Satin Nickel Caming Privacy Rating: 6 Clear Bevels Granite Glass Glue Chip Glass														
	<b>MAJESTIC</b>	612* 22x80	493* 8x80	686/687* 22x64 20x64	694/690 7x64 8x64	607* 22x48	422* 8x48	684 22x36	637* 22x36	692 8x36	640 7.5x18.5	507*/521 TRANSOMS	578 TRANSOMS	532 TRANSOMS	578 TRANSOMS
	Group D Brass, Nickel, or Patina Caming Privacy Rating: 6 Glue Chip Glass Gray Soft Wave Glass Glue Chip Bevels														
	<b>NOUVEAU</b>	919 Full Oval	686/687 22x64-20x64	694/690 7x64 8x64	949 3/4 Oval	607 22x48	422 8x48	684/672 22x36 20x36	637 22x36	692 8x36	640 7.5x18.5	648 22x10	507/521 TRANSOMS	659 Sunburst	578 TRANSOMS
	Group C Brass, Nickel, or Patina Caming Privacy Rating: 6 Glue Chip Glass Clear Bevels														

\* Caming options not available in all sizes.



Doorglass is grouped in price categories from A to D—A being the most expensive, D being the least.

## Classic Style



### PIÑA

©2014 ODL

612  
22x80

493  
8x80

686  
22x64

694/690  
7x64 8x64

949  
3/4 Oval

684  
22x36

692  
8x36

521  
TRANSOM

Group B

Antique Brass Caming


Privacy Rating: 7

Clear Seedy Glass

Micro-Granite Glass

Small Hammered Glass

Clear Bevels



### TIerna

©2014 ODL

686  
22x64

694/690  
7x64 8x64

684  
22x36

692  
8x36

949  
3/4 Oval

684  
22x36

692  
8x36

648  
22x10

Group B

Patina Caming

Privacy Rating: 8

Granite Glass

Hammered Glass

Alabaster Glass

Clear Bevels



### TRACE

©2010 ODL

919  
Full Oval

686  
22x64

694/690  
7x64 8x64

949  
3/4 Oval

684  
22x36

692  
8x36

Group D

Privacy Rating: 8








Light Gray Silkscreen











Clear Glass


























## Contemporary Style

Doorglass is grouped in price categories from A to D—A being the most expensive, D being the least.

	ENTROPY						
	©2002 ODL	493L 8x80	612 22x80	493R 8x80	694/690L 7x64 8x64	686/687 22x64 20x64	694/690R 7x64 8x64
Group A							
Black Chrome Caming							
Privacy Rating: 5							
Clear Bevels							
Clear Seedy Glass							
Granite Glass							
Clear Renaissance Glass							

	IMPRESSIONS									
	©1999 ODL	612 22x80	493 8x80	686 22x64	694/690 7x64 8x64	949 3/4 Oval	684 22x36	692 8x36	659 Sunburst	507 TRANSOM
	Group B									
	Cast Resin									
	Privacy Rating: 7									
	Clear Bevels									
	Iced Granite Glass									
	Clear Renaissance Glass									
	Streamed Glass									















	RADIANT HUES												
	©2000 ODL	612 22x80	493 8x80	686/687 22x64 20x64	694/690 7x64 8x64	949 3/4 Oval	607 22x48	422 8x48	632 8x42	684/672 22x36 20x36	692 8x36	517 TRANSOM	507/521 TRANSOMS
	Group C												
	Nickel Caming												
	Privacy Rating: 3												
	Clear Renaissance Glass												
	Clear Bevels												
	Gray Renaissance Glass												











	RENEWED IMPRESSIONS								
	612	493	686	694/690	949	684	692	659	507
	22x80	8x80	22x64	7x64 8x64	3/4 Oval	22x36	8x36	Sunburst	TRANSOM
									
	Group B								
	Nickel Caming								
	Privacy Rating: 7								
	Clear Bevels								
	Iced Granite Glass								
	Clear Renaissance Glass								
Streamed Glass									





















† Model 800 series Craftsman frames are a flat profile that is different from the traditional profile.  
Doorglass is grouped in price categories from A to D—A being the most expensive, D being the least.















## Craftsman Style













	<b>GREENFIELD</b> ©2010 ODL	612 22x80	493 8x80	686/687 22x64 20x64	694/690 7x64 8x64	607 22x48	422 8x48	684/672 22x36 20x36	673 22x36	Craftsman† LIGHTS	816† 25x15¼	819† 8x64	820 7x15.25	521 TRANSOM
Group A														
Oil-Rubbed Bronze Caming														
Privacy Rating: 7														
Thin Reed Glass											814† 25x15¼			
Small Hammered Glass											866† 22x15¼			
Pale Amber Soft Wave Glass											876†/886 21.3 x16			
Olive Soft Wave Glass														

	<b>MADISON</b> ©2007 ODL	612 22x80	493 8x80	686/687 22x64 20x64	694/690 7x64 8x64	607 22x48	422 8x48	Craftsman† LIGHTS	816† 25x15¼	819† 8x64
Group C										
Nickel Vein Wrought Iron										
Privacy Rating: 9										
Micro-Cubed Glass										
								814† 25x15¼		
								866† 22x15¼		
								876†/886 21.3 x16		

	<b>MOHAVE</b> ©2011 ODL	612 22x80	493 8x80	686/687 22x64 20x64	694/690 7x64 8x64	607 22x48	422 8x48	684/672 22x36 20x36	692 8x36
Group B									
Oil-Rubbed Bronze Caming									
Privacy Rating: 7									
Clear Bevels									
Micro-Iced Granite Glass									
Bronze Soft Wave Glass									
Gray Soft Wave Glass									
Streamed Glass									
Pale Amber Soft Wave Glass									
Small Hammered Glass									

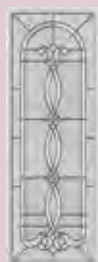
	<b>MONTEREY</b> ©2007 ODL	686 22x64	694/690 7x64 8x64	607 22x48	422 8x48	Craftsman† LIGHTS	816† 25x15¼	819† 8x64	507 TRANSOM
Group B									
Satin Nickel or Patina Caming									
Privacy Rating: 7									
Clear Bevels									
Granite Glass									
Micro-Granite Glass									
						814† 25x15¼			
						866† 22x15¼			
						876†/886 21.3 x16			

	<b>OAK PARK</b> ©2003 ODL	612 22x80	493 8x80	686/687 22x64 20x64	694/690 7x64 8x64	607 22x48	422 8x48	684 22x36	692 8x36	Craftsman† LIGHTS	816† 25x15¼	819† 8x64	820 7x15.25	507/521 TRANSOMS
Group B														
Patina Caming														
Privacy Rating: 5														
Clear Bevels											814† 25x15¼			
Thin Reed Glass											866† 22x15¼			
Crinkle Glass											876†/886 21.3 x16			
Clear Seedy Glass														

	<b>TOPAZ</b> ©2010 ODL	686/687 22x64 20x64	694/690 7x64 8x64	607 22x48	422 8x48	684/672 22x36 20x36	673 22x36	692 8x36	Craftsman† LIGHTS	816† 25x15¼	819† 8x64	820 7x15.25
Group D												
Patina Caming												
Privacy Rating: 9												
Micro-Granite Glass												
Bronze Soft Wave Glass												
Clear Bevels												
Thin Reed Glass												
									814† 25x15¼			
									866† 22x15¼			
									876†/886 21.3 x16			

## Old World Style

Doorglass is grouped in price categories from A to D—A being the most expensive, D being the least.



### AVANT

©2003 ODL

Group B

Black Chrome Caming

Privacy Rating: 6

Granite Glass

Clear Bevels

Eaton Glass

612	493	686	694/690	607	422	684	692
22x80	8x80	22x64	7x64 8x64	22x48	8x48	22x36	8x36



### CATALINA

©2007 ODL

Group B

Bronze Vein

Wrought Iron

Privacy Rating: 9

Micro-Granite Glass

612	493	686	694/690	516
22x80	8x80	22x64	7x64 8x64	TRANSOM



### ELEGANT STAR

©2000 ODL

Group C

Nickel or Patina Caming

Privacy Rating: 5

Glue Chip Glass

Clear Bevels

Granite Glass

612	493	686	694	607	949	422	684	692	506
22x80	8x80	22x64	7x64	22x48	3/4 Oval	8x48	22x36	8x36	TRANSOM



### ELEGANT STAR

©2000 ODL

Group C

Wrought Iron

Privacy Rating: 9

Micro-Granite Glass

612	493	686	690	607	422	684	692	506
22x80	8x80	22x64	8x64	22x48	8x48	22x36	8x36	TRANSOM





Doorglass is grouped in price categories from A to D—A being the most expensive, D being the least.



## JACINTO

©2005 ODL

Group B  
Wrought Iron  
Privacy Rating: 9  
Arctic Glass

612  
22x80



493  
8x80



686/687  
22x64 20x64



694/690  
7x64 8x64



607  
22x48



422  
8x48



684/672  
22x36 20x36



507/521  
TRANSOMS



532  
TRANSOM



## MEDALLIA

©2014 ODL

Group D  
Patina Caming  
Privacy Rating: 8  
Clear Soft Wave Glass  
Granite Glass  
Gray Soft Wave Glass  
Micro-Granite Glass

686  
22x64



694/690  
7x64 8x64



949  
3/4 Oval



607  
22x48



422  
8x48



684  
22x36



692  
8x36



659  
Sunburst



## MEDITERRANEAN

©2005 ODL

Group B  
Wrought Iron  
Privacy Rating: 9  
Arctic Glass

612  
22x80



493  
8x80



686  
22x64



694/690  
7x64 8x64



607  
22x48



422  
8x48



## PARIS

©2004 ODL

Group A  
Patina Caming  
Privacy Rating: 4  
Arctic Glass  
Clear Bevels  
Clear Renaissance Glass

612  
22x80



493  
8x80



686/687  
22x64 20x64



694/690  
7x64 8x64



607  
22x48



422  
8x48



684/672  
22x36 20x36



692  
8x36



Craftsman<sup>†</sup>  
LIGHTS



816<sup>†</sup>  
25x15 1/4



819<sup>†</sup>  
8x64














507/521  
TRANSOMS









814<sup>†</sup>  
25x15 1/4  
866<sup>†</sup>  
22x15 1/4  
876<sup>†</sup>-886  
21.3 x16









<sup>†</sup> Model 800 series Craftsman frames are a flat profile that is different from the traditional profile.





## Enclosed Blinds & Vents

	<b>LIGHT-TOUCH® ENCLOSED BLINDS</b>	612/496 22x80 20x80	487 14x80	493 8x80	686-687 22x64 20x64	624 14x64	694/690 7x64 8x64	694 7x64	607 22x48	684/672 22x36 20x36	692 8x36
											

TILT  
ONLY

	<b>TRIPLE-GLAZED ENCLOSED BLINDS</b>	686 22x64	686 22x64	686 22x64	684 22x36	684 22x36
						

	<b>FLUSH-GLAZE ENCLOSED BLINDS</b>	25x80 22x80	9.125x80	27.313x67 21.313x67 23.313x67	20x64 25x64 22x64	14x64	9.125x64	22x48
								

































	<b>VENTS</b>	799/199 22x36 CL	799/199 22x36 CL 9L	799/199 22x36 RN	799 GBG 22x36 RN 9L	699 22x36 CL
						



Most clear glasses choices are offered in Low-E glass. Standard 5/8" GBG & External Grilles available.  
Please refer to the 2017 Full Line or visit [www.odl.com](http://www.odl.com) for more information.



## Simulated Divided Lights, Grilles Between Glass & Clear Glass



















	<b>SIMULATED DIVIDED LIGHTS</b>	724 22x64	679 22x64	725 20x64	726 20x64	490 8x64	728 8x64	727 8x64	722 22x48	723 8x48	446 8x48	406 8x48	720 22x36	721 8x36
	1-1/8" GRILLE													
	WHITE  OAK 													
	<b>CRAFTSMAN SDL</b>	Craftsman <sup>†</sup> LIGHTS	Craftsman <sup>†</sup> LIGHTS	815 <sup>†</sup> 25x15 1/4										
	7/8" GRILLE													
		817 <sup>†</sup> 25x15 1/4 867 <sup>†</sup> 22x15 1/4 877 <sup>†</sup> /887 21.3 x16	818 <sup>†</sup> 25x15 1/4 868 <sup>†</sup> 22x15 1/4 878 <sup>†</sup> /888 21.3 x16											
	<b>ARTS &amp; CRAFTS GRILLE</b>	612/496 22x80 20X80	612/496 22x80 20X80	493 8x80	686/687 22x64 20X64	686/687 22x64 20X64	690 8x64	607 22x48	607 22x48	684 22x36	684 22x36			
	5/8" GRILLE													
	WHITE 													







<sup>†</sup> Model 800 series Craftsman frames are a flat profile that is different from the traditional profile.



















Most clear glass choices are offered in Low-E glass.

## Grilles Between Glass & Clear Glass

 <b>CONTOURED GRILLE</b> 1 1/8" GRILLE WHITE  CHAMPAGNE 	612/496	612/496	493	686/687	686/687	624	694/690	607	422	684	692
	22x80 20x80	22x80 20x80	8x80	22x64 20x64	22x64 20x64	14x64	7x64 8x64	22x48	8x48	22x36	8x36
											
	551 TRANSOM		547 TRANSOM		507/521 TRANSOMS		517 TRANSOM				
											

 <b>SLIM LINE GRILLE</b> 5/16" GRILLE WHITE 	694/690	637	692	659
	7x64 8x64	22x36	8x36	SUNBURST
				

 <b>PRAIRIE STYLE GRILLE</b> 5/8" GRILLE WHITE  CHAMPAGNE 	612/496	493	686/687	694/690	607	422	684	692
	22x80 20x80	8x80	22x64 20x64	7x64 8x64	22x48	8x48	22x36	8x36
								

 <b>PRAIRIE STYLE WIDE GRILLE</b> 7/8" GRILLE WHITE  TAN 	686/687	694/690	607	422	684	692
	22x64 20x64	7x64 8x64	22x48	8x48	22x36	8x36
						



Most clear glasses choices are offered in Low-E glass. Standard 5/8" GBG & External Grilles available. Please refer to the 2017 Full Line or visit [www.odl.com](http://www.odl.com) for more information.




## Grilles Between Glass & Clear Glass

	STANDARD GRILLE		612/496 22x80 20x80	612/496 22x80 20x80	487 14x80	493 8x80	686/687 22x64 20x64	686/687 22x64 20x64	624 14x64	694/690 7x64 8x64		
	5/8" GRILLE											
	WHITE	BRONZE										
	CHAMPAGNE											



Most clear glass choices are offered in Low-E glass.

# ODL Products Build Value Into Your Home.



## LIGHT-TOUCH® ENCLOSED BLINDS

Single operator control for easy raising, lowering or tilt function.  
No dusting or exposed cords.



## DECORATIVE DOORGLASS

With seven styles and 48 families to choose from, ODL offers the right doorglass to compliment your home.


ODL is committed to building quality, innovative products for the home. From Decorative Doorglass to Add-On Blinds, we have the product that will build value into your home.






### BRISA RETRACTABLE SCREEN DOORS

A fresh approach to fresh air. The full view screen is there when you need it and out of sight when you don't.



### ADD-ON BLINDS FOR DOORS

A welcome addition to your door. Provides privacy and light control. Easily installs over existing doorglass.



### GRILLES BETWEEN GLASS

ODL's Grilles Between Glass selection compliments the style of your windows.



Building Value  
Into Building Products®

215 East Roosevelt Ave., Zeeland, MI 49464  
800.253.3900 [www.odl.com](http://www.odl.com)